



2013 Budget Request: An Opportunity to Advance Kansas State University and the Animal Health Industry


FY13 Budget Request:

\$5M increase in base funding to the College of Veterinary Medicine

- Research team salaries and benefits, research infrastructure, graduate students, equipment and laboratory renovation
- Faculty retention

Expected outcomes

- Kansas State University: Better ranking among veterinary colleges through increased extramural research funding and translation of basic research to animal and human applications
- State of Kansas: Workforce development for private, university and federal laboratories; strengthen ties to the Animal Health Corridor private sector; and create an economic benefit for K-State, the state of Kansas and the private sector.



Kansas State University - Veterinary Medical Center FY 1998 - 2012

Fiscal Year	Expenditures State General Fund	Tuition	Other	Total ¹	# of Headcount	# of Graduates	College Ranking ²
1998	8,773,785	4,603,272	5,217,855	18,594,912	384	81	
1999	9,092,923	4,937,132	5,842,616	19,872,671	396	102	
2000	9,169,381	5,157,753	5,825,926	20,153,060	399	97	
2001	9,688,142	5,258,707	6,374,107	21,320,956	403	100	
2002	10,021,162	5,877,044	7,606,014	23,504,220	403	99	
2003	9,531,577	7,139,276	8,069,855	24,740,708	406	101	20
2004	9,568,057	8,187,624	7,061,217	24,816,898	435	107	
2005	9,989,498	8,841,462	10,090,548	28,921,508	435	110	
2006	10,529,658	11,190,061	10,689,915	32,409,634	429	107	
2007	10,736,966	11,503,130	10,957,300	33,197,396	435	110	18
2008	11,281,792	11,471,837	10,922,582	33,676,211	436	112	
2009	10,836,972	12,929,646	11,282,629	35,049,247	441	108	
2010	10,336,514	13,525,686	8,661,822	32,524,022	444	107	
2011	10,415,616	14,698,387	9,711,982	34,825,985	458	106	19
2012	10,251,459	16,328,762	11,346,332	37,926,553	459	107	

NOTES:

- 1) Source of data for the expenditures is the DA 402 form in the budget request document.
- 2) Rankings are done every four years by U.S. News and World Report.

Source of Extramural Research Funding

	FY 2009 Award \$	# of Awards	FY 2010 Award \$	# of Awards	FY 2011 Award \$	# of Awards
Federal	\$12,198,947	34	\$13,233,641	47	\$9,549,942	40
Industry	\$893,043	15	\$1,350,088	16	\$2,380,608	27
Private - Nonprofit	\$517,159	17	\$766,109	15	\$1,660,536	21
State	\$8,700	4	\$1,000,800	4	\$4,010,400	2
Total	\$13,617,849	70	\$16,350,638	82	\$17,601,486	90

In 2010, the American Veterinary Medical Association's accreditation team stated the college is facing overcrowding of office and laboratory space in all academic departments, and that facility maintenance and equipment replacement is often deferred until there is a crisis.



How the College of Veterinary Medicine ranks with peers

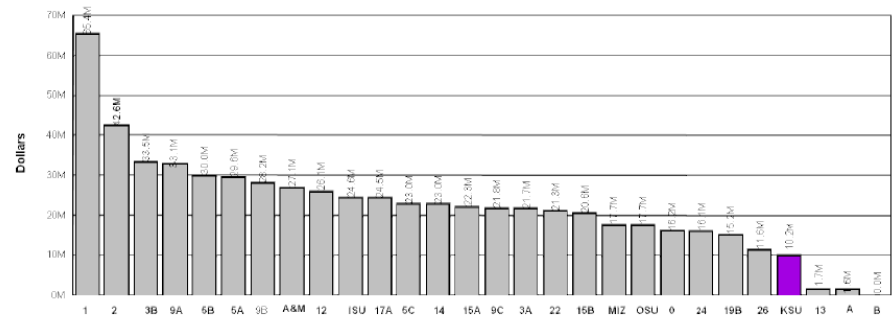
Ranking Sources

Veterinary colleges are ranked in two ways: U.S. News and World Report publishes a ranking based on simple survey results, and the American Association of Veterinary Medical Colleges (AAVMC) distributes private rankings to its member institutions based on objective factors.

Rank	U.S. News Rankings 2011 by school	Score
1	Cornell University	4.5
2	University of California – Davis	4.2
3a	Colorado State University	4.1
3b	North Carolina State University	4.1
5a	Ohio State University	3.8
5b	University of Pennsylvania	3.8
5c	University of Wisconsin	3.8
8	Texas A&M University	3.7
9a	Michigan State University	3.4
9b	University of Georgia	3.4
9c	University of Minnesota – Twin Cities	3.4
12	University of Florida	3.3
13	Tufts University	3.2
14	Purdue University	3.1
15a	Auburn University	3
15b	Washington State University	3
17a	University of Maryland/Virginia Tech	2.9
17b	Iowa State University	2.9
19a	Kansas State University	2.8
19b	University of Illinois – Urbana-Champaign	2.8
19c	University of Missouri	2.8
22	Louisiana State University	2.7
24	Mississippi State University	2.3
25	Oklahoma State University	2.1
26	Oregon State University	2
A	Tuskegee University	N/A
B	Western University of Health Sciences	N/A
0	University of Tennessee	N/A

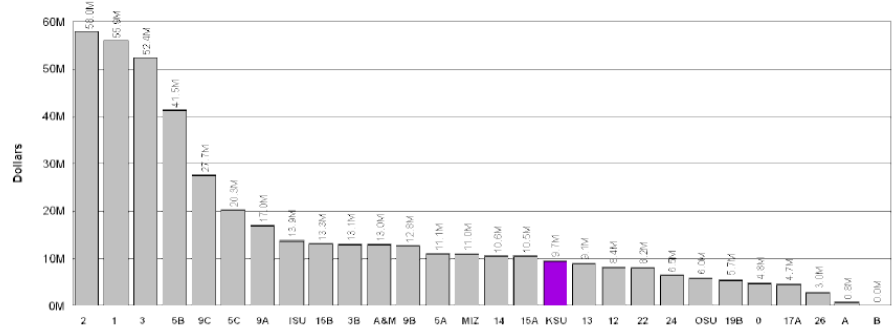
FY 2010 State Appropriations

K-State ranks 25th (out of the 28 schools) in FY 2010 state appropriations. There are significant gaps between the appropriations for the top school in this category and every other school in the country. There is also a significant drop off for the bottom schools in state appropriations. It is also notable that the only schools ranking behind K-State are private schools that receive little or no state funding at all.



FY 2010 Research Expenditures

K-State ranked 17th among all schools in research expenditures in FY 2010. In research expenditures, the top schools in this particular category significantly outspend their counterparts. It should be noted that the top two schools in state appropriations and research expenditures are the same (School 1 is #1 in appropriations and #2 in research expenditures, while School 2 is #1 in research expenditures and #2 in appropriations), and the bottom 2 schools also are the same (School A is #27 in both categories, School B is #28 in both).



Opportunities and Strategies

- For K-State to improve its ranking in the U.S. News and World Report Veterinary School rankings, the veterinary school must improve its academic reputation among its peer institutions, and that reputation appears to be tied directly to research, specifically research expenditures and research space.
- Data provided by the American Association of Veterinary Medical Colleges show that, of the 28 veterinary medical colleges in the country, K-State ranks 8th in number of students, but 13th in number of faculty. This means K-State has a higher than average student to faculty ratio. This indicates that K-State faculty spend more time in the classroom than their peers and therefore have less time for

research, meaning they are less likely to secure as many research grants.

- Comparing K-State's No. 8 ranking in total student population with its ranking near the bottom and lowest among all public schools in state appropriations means the state appropriates less per student than other states do – less money is being spent on more students.
- K-State has successfully begun to increase its research expenditures over the last decade, however the veterinary school still lags behind its peer institutions in the Big 12, as well as among Land Grant institutions without medical schools and among public schools. This increase has come even as state appropriations for the veterinary

school have fallen, demonstrating the school's ability to attract outside research dollars. However, to keep pace with other institutions, these figures must continue to increase, as Kansas State still ranks as below average in research expenditures when compared to other schools.

- The recommendations of the AVMA affect accreditation. Of particular note are the recommendations regarding facilities and equipment. It is notable that nearly half of the most recent recommendations dealt with facilities, maintenance and equipment. The AVMA accreditation report also stated that the need for support staff to keep pace with additional faculty is an important concern for the future.