

2013 National Survey of Student Engagement University Report

Office of Assessment
September 2013

KANSAS STATE UNIVERSITY

2013 NSSE Survey Summary Report

The National Survey of Student Engagement (NSSE) is utilized at Kansas State University, as well as numerous other four-year colleges and universities across the nation, to measure the extent to which students engage in effective educational practices that are empirically linked with learning, personal development, and other desired outcomes such as student satisfaction, persistence and graduation. The NSSE was developed under the premise that the frequency in which students engage in effective behaviors is an indicator of good educational quality.

Demographics of Respondents

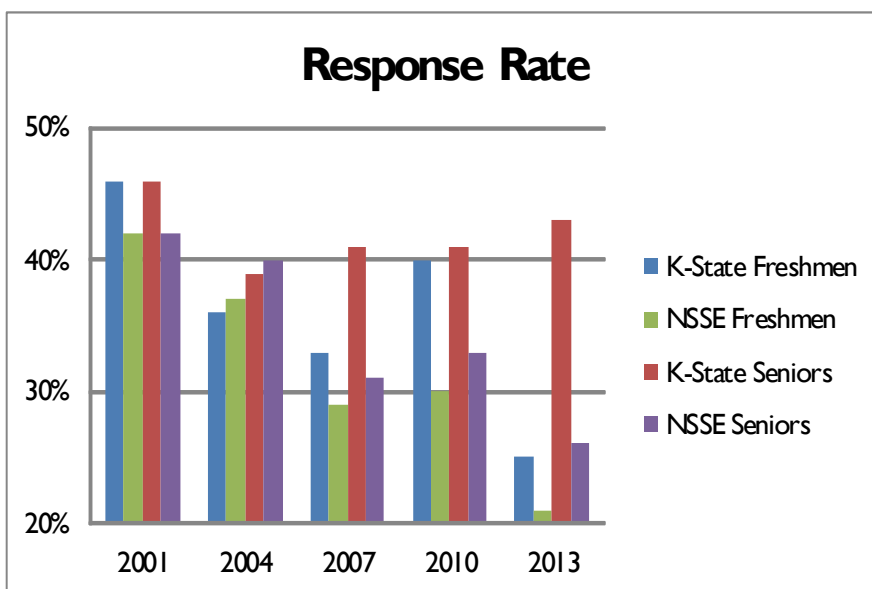
Freshmen

- 59% of respondents were female.
- 78% of respondents were white, non-Hispanic.
- 16% of respondents were transfer students
- 7% of respondents were international students.
- 63% of respondents lived on-campus.

Senior

- 53% of respondents were female.
- 80% of respondents were white, non-Hispanic.
- 39% of respondents were transfer students.
- 7% of respondents were international students.
- 13% of respondents lived on-campus.

Response Rates

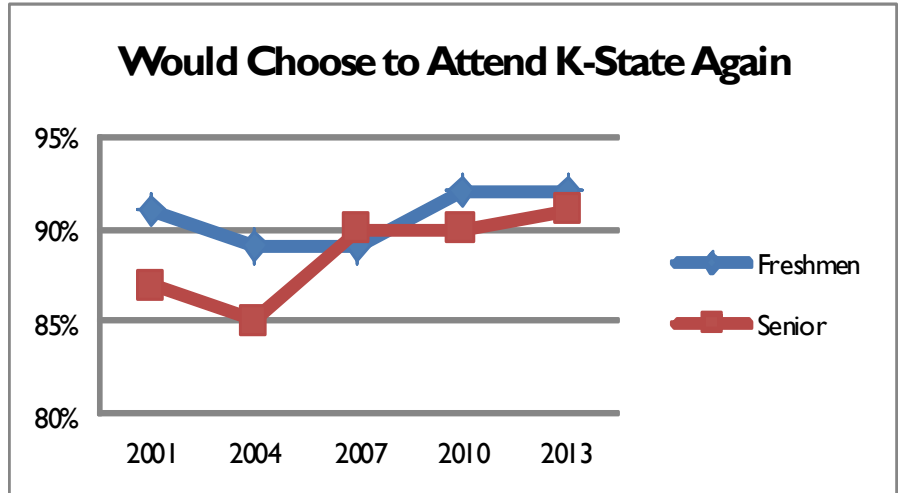


- Of the 4,624 first-year students who received the NSSE survey in Spring 2013, 1,172 responded to the survey for a response rate of 25% (compared to 21% nationally).
- Of the 4,706 senior students who received the NSSE survey in Spring 2013, 2,001 responded to the survey for a response rate of 43% (compared to 26% nationally).

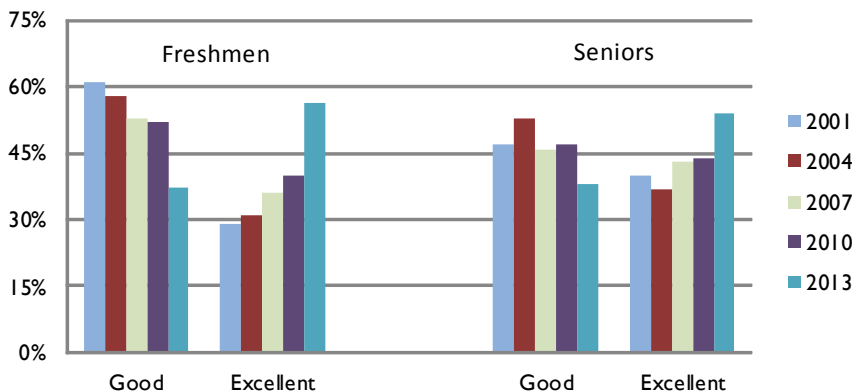
KANSAS STATE UNIVERSITY

Student Satisfaction

- 92% of 2013 freshmen respondents indicated that they would attend K-State again if given the opportunity to start over.
- 91% of 2013 senior respondents indicated that they would attend K-State again if given the opportunity to start over.



Evaluation of Entire Educational Experience

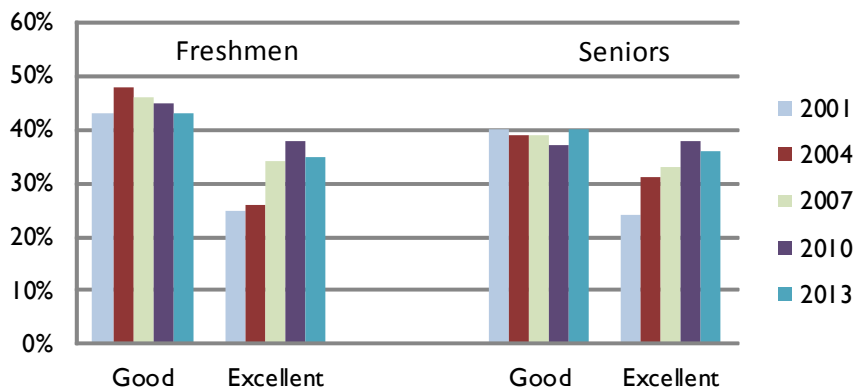


- 94% of 2013 freshmen respondents evaluated their entire education experience as *good* or *excellent*.
- 92% of 2013 senior respondents evaluated their entire education experience as *good* or *excellent*.

- 78% of 2013 freshmen respondents evaluated the quality of academic advising as *good** or *excellent**.
- 76% of 2013 senior respondents evaluated the quality of academic advising as *good** or *excellent**.

*Good = 5 or 6 on a scale of 1 to 7. Excellent = 7 on a scale of 1 to 7

Evaluation of Academic Advising

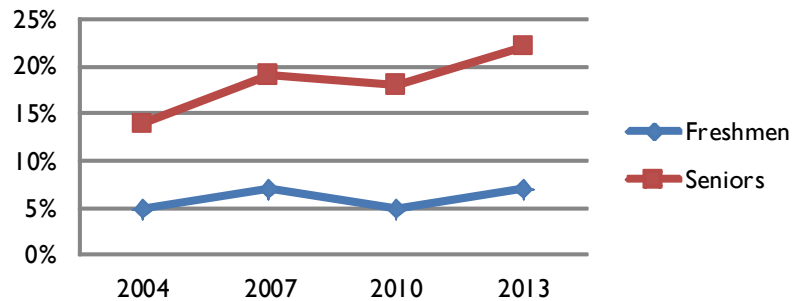


KANSAS STATE UNIVERSITY

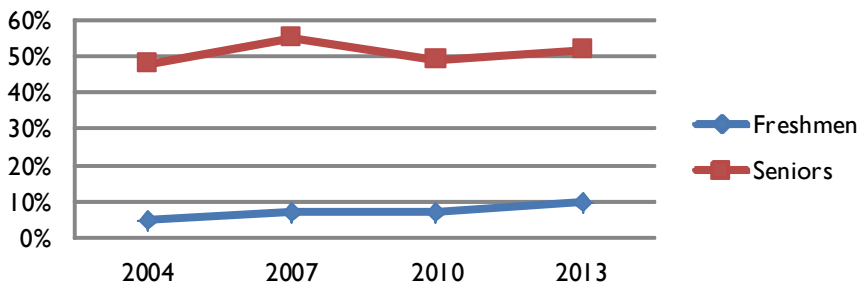
Service and Research

- 7% of 2013 freshmen respondents have worked on research with a faculty member outside of class.
- 22% of 2013 senior respondents have worked on research with a faculty member outside of class.

Students who have worked on research with a faculty member outside of course



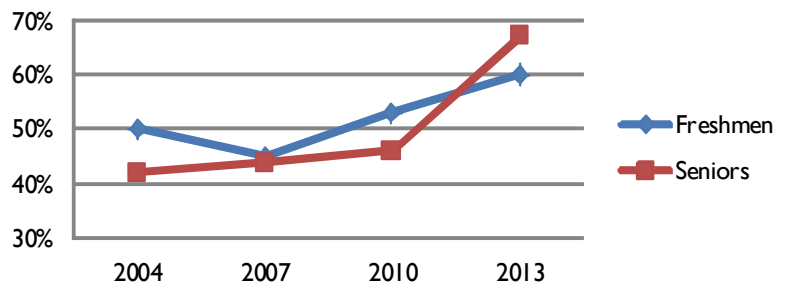
Students who have completed an internship, co-op, field experience, student teaching, or clinical placement



- 10% of 2013 freshmen respondents have completed a practicum, internship, co-op, or clinical experience.
- 52% of 2013 senior respondents have completed a practicum, internship, co-op, or clinical experience.

- 60% of 2013 freshmen respondents indicated that they have participated in a service-learning project.
- 67% of 2013 senior respondents indicated that they have participated in a service-learning project.

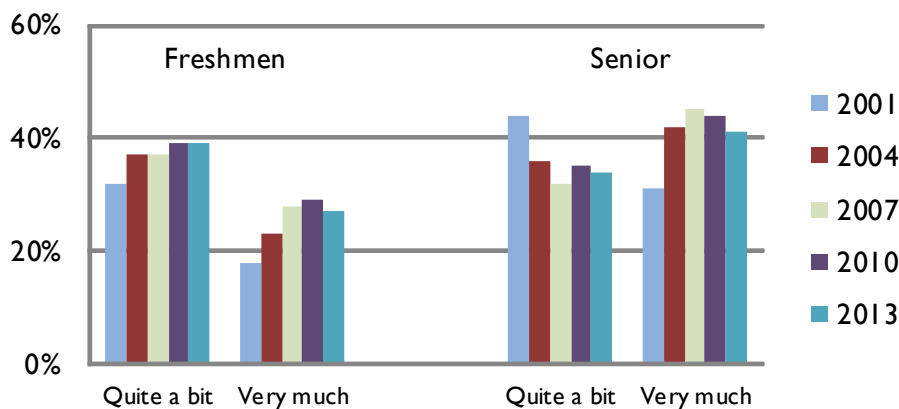
Students who participated in a service-learning project as part of a course



KANSAS STATE UNIVERSITY

Educational Experiences

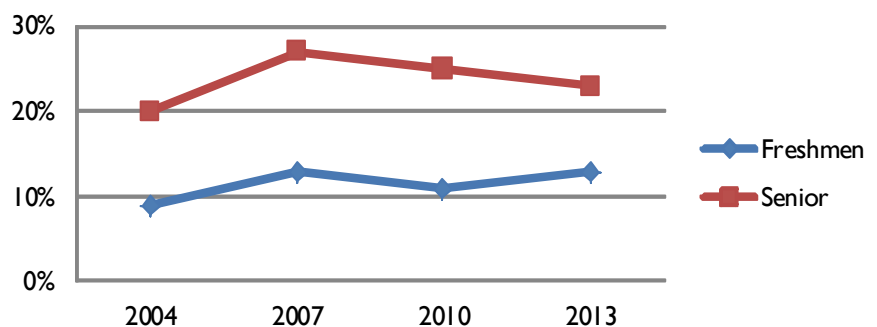
Acquired job or work-related knowledge and skills



- 66% of 2013 freshmen respondents indicated that they *quite a bit* or *very much* acquired a job or work-related knowledge and skills through their experiences at K-State.
- 75% of 2013 senior respondents indicated that they *quite a bit* or *very much* acquired a job or work-related knowledge and skills through their experiences at K-State.

- 13% of 2013 freshmen respondents indicated that they participated in a learning community or some other formal program where groups of students take two or more classes together.
- 23% of 2013 senior respondents indicated that they participated in a learning community or some other formal program where groups of students take two or more classes together.

Participated in a learning community or some other formal program where groups of students take two or more classes together



For more information, please contact:

Christopher Urban
 Assistant Director, Office of Assessment
 Kansas State University
 785-532-5712
 chrisu@ksu.edu

The complete NSSE report may be viewed on the Office of Assessment website at: <http://www.k-state.edu/assessment/surveys/nsse/index.htm>