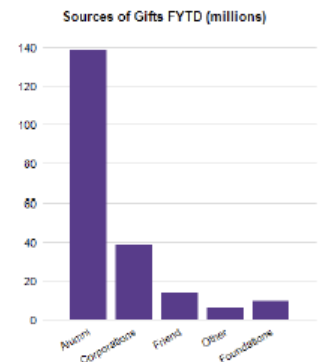


# Next-Gen K-State

## First Tuesday Leadership Report

### Philanthropic Support

College	FYTD 25	FYTD 24	3Yr Total Avg	Prior FY Total*	Total Endowment Value**
Agriculture	\$16,183,906	\$32,887,741	\$46,246,746	\$40,984,476	\$110,117,467
Arch., Plan. & Des.	\$5,711,480	\$1,319,988	\$4,998,013	\$3,838,483	\$18,279,846
Arts & Sci.	\$20,120,308	\$7,079,327	\$12,899,284	\$9,918,770	\$109,962,322
Business Admin	\$14,576,026	\$3,128,345	\$12,549,714	\$9,958,819	\$105,967,731
Education	\$1,296,946	\$5,295,933	\$5,117,996	\$5,779,725	\$15,713,513
Engineering	\$23,988,149	\$26,080,648	\$22,728,567	\$29,949,344	\$156,212,953
Hlth & Human Sci.	\$7,340,459	\$2,271,352	\$7,147,189	\$4,524,892	\$55,713,336
Leadership Studies	\$22,792,459	\$63,592	\$562,213	\$69,875	\$11,522,394
VetMed	\$11,144,629	\$13,013,079	\$19,267,926	\$19,270,718	\$62,344,442
Olathe	\$210,698	\$84,680	\$46,790	\$84,730	\$52,244
Salina	\$977,010	\$382,813	\$12,174,379	\$3,022,849	\$21,275,466
Supporting Orgs**	\$624,161	\$1,042,358	\$1,067,850	\$1,380,833	\$0
Other*	\$81,385,743	\$29,986,254	\$75,295,646	\$63,071,965	\$370,566,047
<b>Total</b>	<b>\$206,351,974</b>	<b>\$122,636,110</b>	<b>\$220,102,313</b>	<b>\$191,855,479</b>	<b>\$1,037,727,761</b>



Source: KSU Foundation February 2025 Data Feed - \*Other includes: Beach Museum of Art, VPDASSA, Foundation, Graduate School, International Programs, K-State Alumni Association, K-State Athletics, K-State Libraries, McCain Auditorium, VP DEIB; Supporting Organizations includes: Foundation for Engineering and the Golf Course. \*Prior FY Total: Endowed and Expendable for previous year. \*\*Endowment Value: market value of funds invested in the Foundation's Long Term Investment Pool as of 9/30/2024.

### Sponsored Program and Research Activities

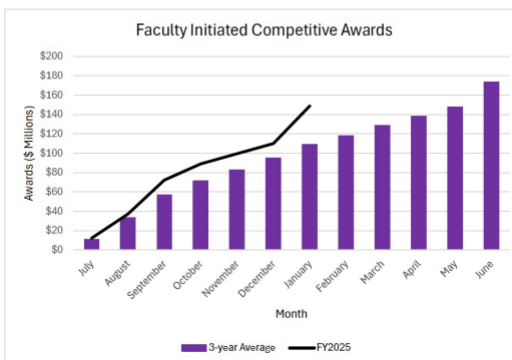
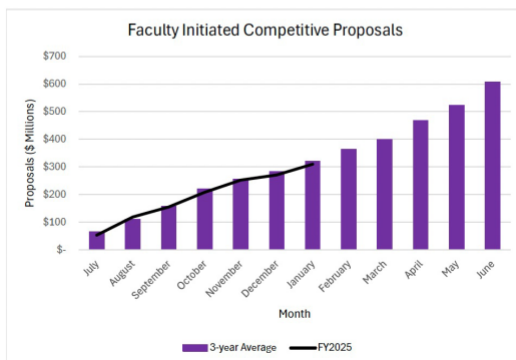
Colleges	Proposals			Awards		
	FYTD 25	FYTD 24	3 Yr Total Avg	FYTD25	FYTD24	3Yr Total Avg
Agriculture	\$108,534,715	\$126,174,535	\$196,795,607	\$47,389,302	\$55,664,231	\$78,501,998
Arch., Plan. & Des.	\$391,174	\$144,819	\$564,481	\$92,130	\$12,758	\$111,536
Arts & Sci.	\$57,316,017	\$51,202,655	\$89,461,134	\$14,252,013	\$16,307,319	\$23,968,626
Business Admin.	\$12,000	\$63,000	\$616,369	\$232,400	\$200,607	\$187,565
Education	\$15,797,215	\$16,185,910	\$32,073,548	\$10,235,666	\$12,526,472	\$10,175,637
Engineering	\$58,065,307	\$75,921,216	\$153,852,659	\$26,906,826	\$40,055,198	\$34,932,189
Hlth & Human Sci.	\$19,149,774	\$10,987,718	\$17,643,094	\$3,559,545	\$4,033,883	\$13,935,562
Leadership Studies	\$673,708	\$1,011,032	\$1,084,411	\$316,455	\$305,050	\$574,997
VetMed	\$43,136,911	\$43,155,141	\$79,447,906	\$18,399,630	\$13,023,384	\$19,973,708
Olathe	\$4,145,215	\$3,217,609	\$4,098,871	\$3,064,534	\$142,500	\$298,501
Salina	\$11,420,495	\$6,904,048	\$19,769,841	\$42,445,783	\$236,781	\$2,964,537
Provost	\$1,590,544	\$1,216,806	\$2,367,896	\$780,613	\$521,381	\$2,881,114
VPR	\$1,673,682	\$17,633,814	\$35,715,913	\$7,450,567	\$10,462,048	\$8,267,195
Other	\$50,297,213	\$8,335,566	\$21,793,801	\$49,687,917	\$8,774,881	\$21,508,468
<b>Total</b>	<b>\$372,203,971</b>	<b>\$362,153,868</b>	<b>\$655,285,530</b>	<b>\$224,813,382</b>	<b>\$162,266,493</b>	<b>\$218,281,634</b>

Source: VPR January 2024 Consolidated Data Feed - \*Other includes: DCM, Facilities, Libraries, Graduate School, VPAF, VP DEIB, VPDASSA, Division of Risk & Safety, EVP for Engagement, Office of the President, University Operations.

# Office of the Vice President for Research

Advancing faculty excellence through new investments, recognitions and opportunities

Total Faculty Initiated Competitive Portfolio			
Faculty Initiated Competitive Proposals			
	FY24	FY25 (to date)	% of 2024
Number of Proposals Submitted	1,706	924	54.16%
Number of PI's Submitting	785	640	81.53%
Total \$ of Proposals Submitted	\$ 666,120,164	\$ 310,181,287	46.57%
Average \$ Per Proposal	\$ 390,457	\$ 335,694	85.97%
Faculty Initiated Competitive Awards			
Number of Awards Received	1,128	698	61.88%
Number of Awarded PI's	643	546	84.91%
Total \$ of Awards Received	\$ 198,056,122	\$ 148,693,993	75.08%
Average \$ Per Award	\$ 175,582	\$ 213,029	121.33%
Faculty Initiated Competitive Grant KPIs			
	FY24	FY25 (to date)	% of 2024
Proposals/PI/Year	2.17	1.44	66.43%
Awards/PI/Year	1.75	1.28	72.87%
% Successful Proposals	66%	76%	114.25%
% Successful PIs	82%	85%	104.15%
% Dollars Awarded	30%	48%	161.23%



*Next-Gen K-State goal: Grow research expenditures to \$300 million annually and sponsored programs and awards to \$270 million annually.*

## STRATEGIC TALENT INVESTMENTS AND FUNDING INITIATIVES

Over the past year, the Office of the Vice President for Research has hired five faculty through the **Biomanufacturing Training and Education Initiative**, with seven more hires planned by fall 2025. The office has also introduced two new funding opportunities: the **DASH awards**, which provide one-year grants for research and creative work, and **core facility support**, including renovations, equipment, pilot projects, and vivarium costs.

## CHAMPIONING FACULTY EXCELLENCE

The OVP supports faculty research through recognition and incentive programs like the **Roots of Research Faculty Honor Program** and **Faculty Features** in the Research Weekly newsletter. The new **Posters, Pinot, and Partnerships** event series promotes interdisciplinary collaboration. These initiatives foster research excellence and ensure faculty receive support and recognition for their contributions.