




Modeling sequential choices in a risky choice task

Andrew T. Marshall* & Kimberly Kirkpatrick

Kansas State University



INTRODUCTION

- Sequential behaviors such as gambling and foraging rarely involve the isolated choices that are typically studied in probabilistic choice procedures.
- The previous outcome of a choice can affect the subsequent choice behavior.¹
- The weight that a previous outcome has on the subjective value of a choice may decay exponentially or hyperbolically as a function of time.^{2,3}
- Here, simple models for valuation and decision-making mechanisms were simulated to elucidate the psychological processes of sequential risky-choice behavior.

METHOD – EXPT. 1: DATA COLLECTION

- 24 male Sprague-Dawley rats chose between a **certain** and a **risky** outcome
 - Certain outcome:** Food always delivered (1 or 3 pellets)
 - Risky outcome:** Food probabilistically delivered (3 or 9 pellets)
- P(risky food) was constant across an experimental session (**static probability training**) or changed across the session (**dynamic probability training**).
 - Static probability of risky food: $p(\text{risky food}) = .1, .33, .67, \text{ and } .9$
 - Dynamic probability of risky food:
 - Session onset: $p(\text{risky food}) = .33$
 - Following an unrewarded risky choice: $p(\text{risky food}) = .17$
 - Following a rewarded risky choice: $p(\text{risky food}) = .67$

METHOD – EXPT. 2: MODEL SIMULATIONS

VALUATION MECHANISMS

Hyperbolic Rule

$$V_{N,t} = \frac{\sum_{i=t-1}^{t-(n-1)} (R_{N,i}/T_{N,i})}{\sum_{i=t-1}^{t-(n-1)} (1/T_{N,i})}$$

- $V_{N,t}$: value of choice N at trial t
- $R_{N,i}$: magnitude of reward i of choice N that occurred $T_{N,i}$ s in the past

Exponential Rule

$$V_{N,t} = V_{N,t-1} + \alpha(R_{N,t} - V_{N,t-1})$$

- $V_{N,t}$: value of choice N at trial t
- $R_{N,t}$: magnitude of most recent reward of choice N
- α : decay rate parameter (.05 and .20)

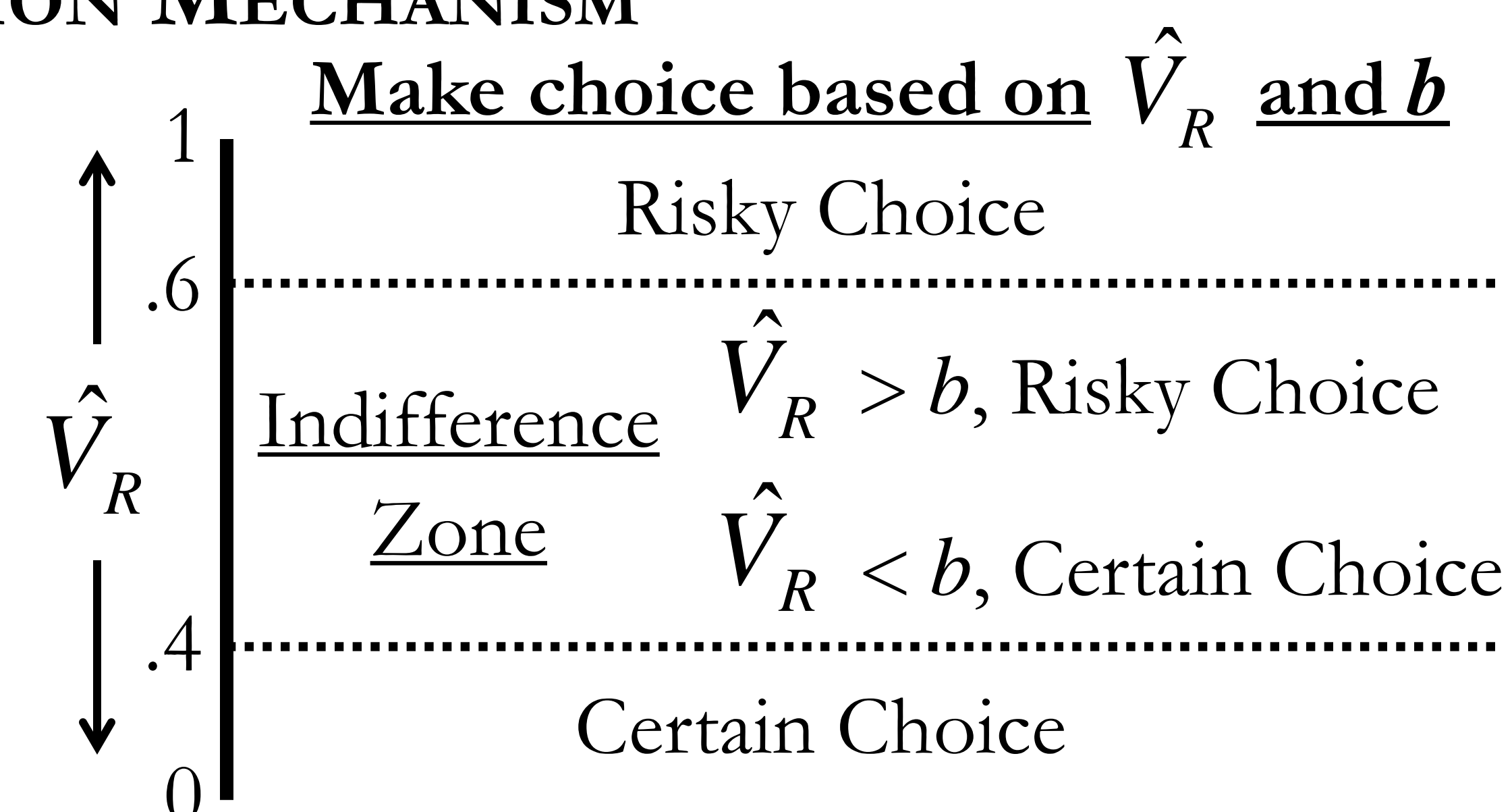
DECISION MECHANISM

Compute relative value of

$$\hat{V}_R = \frac{V_R}{V_C + V_R}$$

Sampled threshold

$$U(0,1) = b$$



RESULTS

Static Probability Phase

Fig 1. Overall Choice Behavior

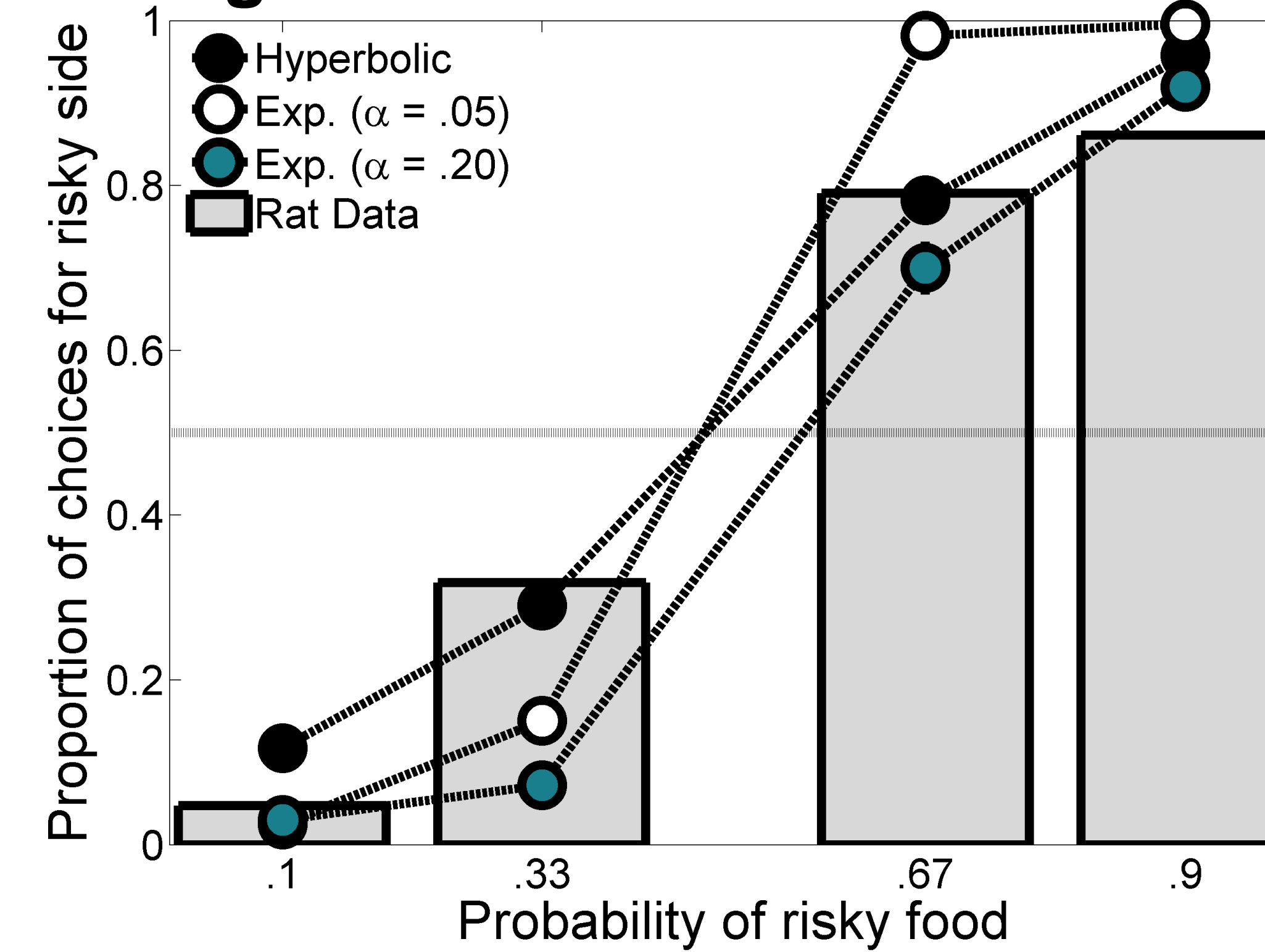
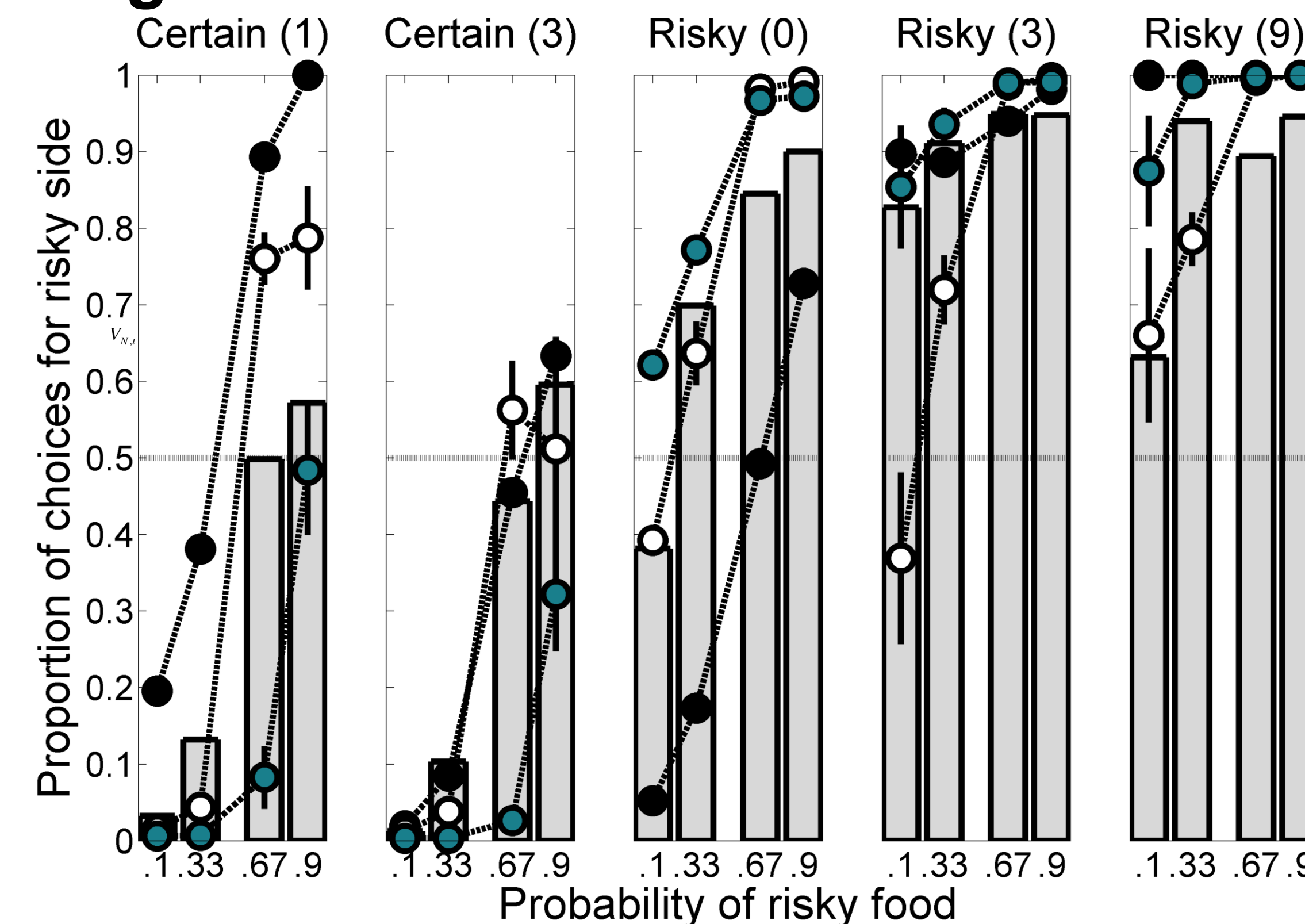


Fig 2. Post-Outcome Choice Behavior



- The overall choice behavior was fit best by the hyperbolic model (Fig. 1).
- The exponential models provided better fits to the post-outcome choice behavior (Fig 2).

Dynamic Probability Phase

Fig 3. Overall Choice Behavior

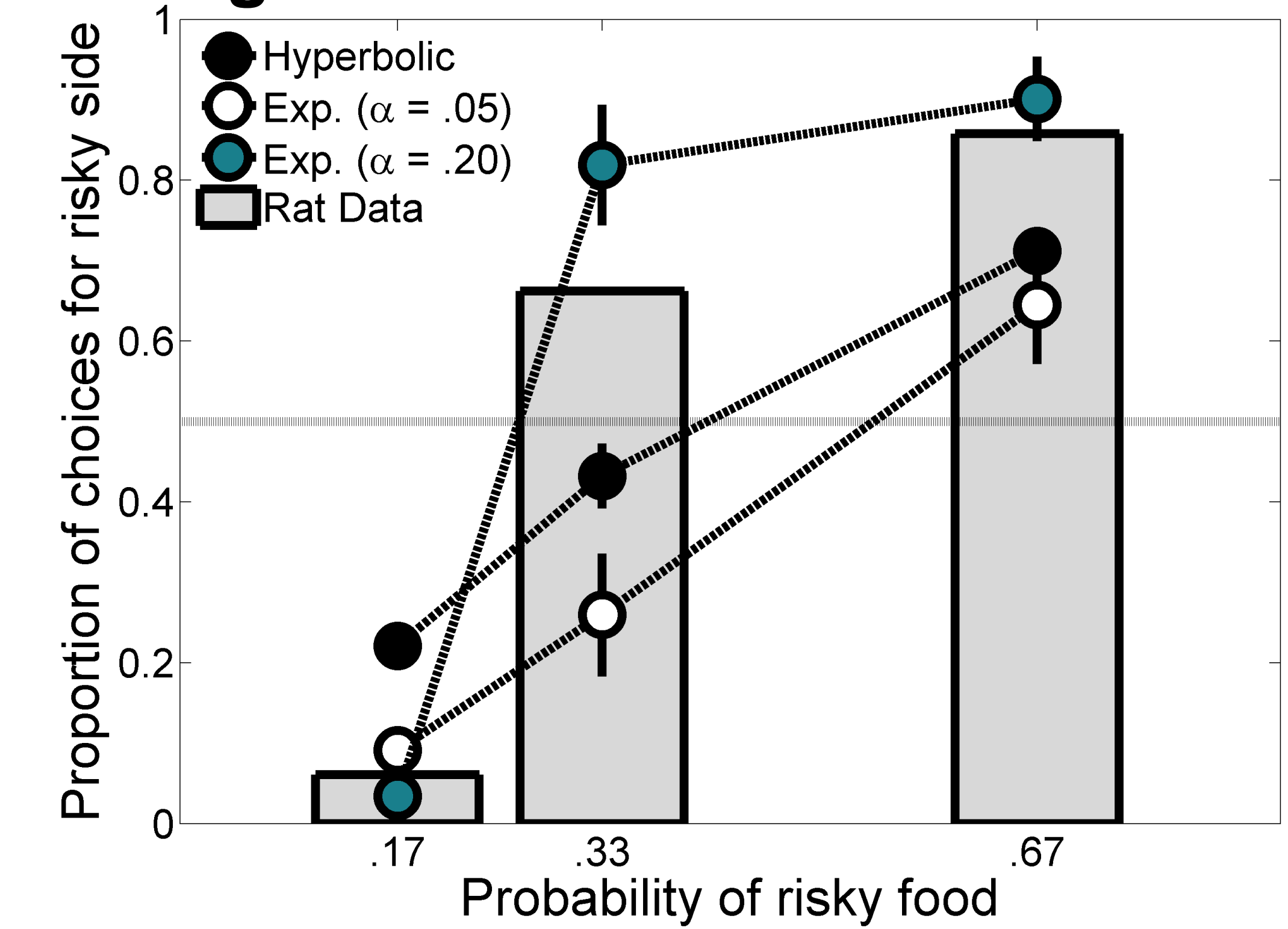
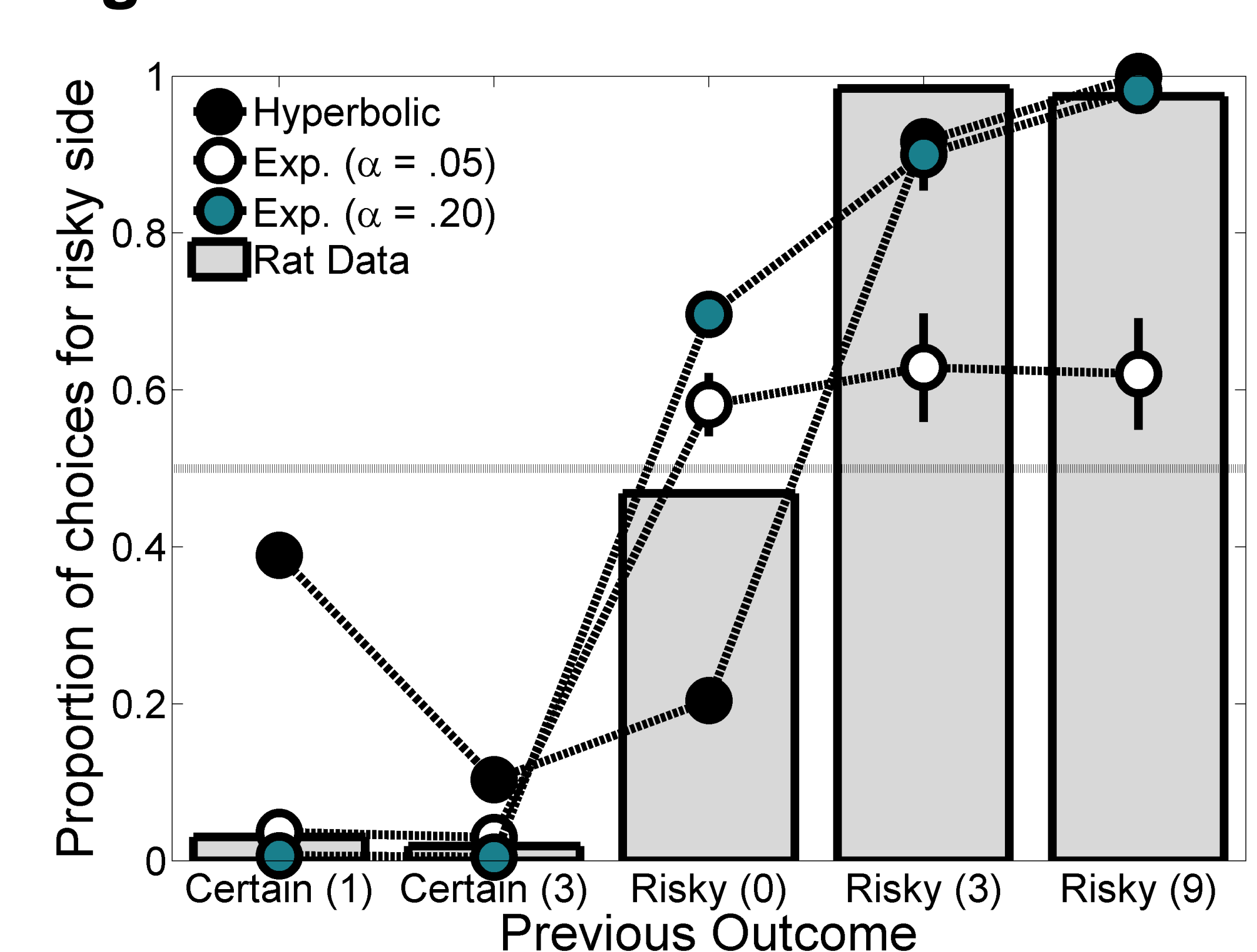


Fig 4. Post-Outcome Choice Behavior



- The overall choice behavior and the post-outcome choice behavior were best fit by the exponential ($\alpha = .20$) model (Figs. 3-4).

DISCUSSION

- The rats and simulated models showed sensitivity to the probability of risky food delivery.
- The hyperbolic model³ provided a better fit to the choice behavior across a series of choices.
- The exponential models² provided better fits to the choice behavior at a more local level.
- Future models of choice behavior should include both time-based (hyperbolic) and trial-based (exponential) components to account for sequential risky-choice behavior.

REFERENCES

- McCoy, A. N., & Platt, M. L. (2005). Risk-sensitive neurons in macaque posterior cingulate cortex. *Nature Neuroscience*, 8, 1220-1227.
- Glimcher, P. W. (2011). Understanding dopamine and reinforcement learning: the dopamine reward prediction error hypothesis. *Proceedings of the National Academy of Sciences*, 108, 15647-15654.
- Devenport, L., Hill, T., Wilson, M., & Ogden, E. (1997). Tracking and averaging in variable environments: a transition rule. *Journal of Experimental Psychology: Animal Behavior Processes*, 23, 450-460.